

# AVATARMEET

---

2015: Way up in the Mountains

**Meet Up Survival Guide**  
***July 22 - 26, 2015***

# General information

## Camp Ground

TheCamping Area  
Jasper  
CO 81144  
Phone: (001) 719 852 0134

## Hotel information:

### Four Points by Sheraton

1701 N Lake Avenue  
Estes Park, CO 80517  
Phone: (001) 970 586 5363

## Contents:

|                              |    |
|------------------------------|----|
| Welcome                      | 2  |
| For James Horner             | 2  |
| Camping                      | 3  |
| AM15 In Greater Detail       | 4  |
| Visiting Denver              | 5  |
| Exploring Estes Park         | 8  |
| Estes Park Shuttle Timetable | 13 |
| Wildlife Watching            | 15 |
| And Finally, The Weather     | 17 |

## AvatarMeet rules:

If you want to partake, you have got to follow the rules. AvatarMeet rules:

### Rule number 1:

Be respectful of your hotel room...or you will be paying a larger bill than you expected.

### Rule number 2:

Be mindful that you are representing the fans of one of the greatest films in history, don't let the side down with bad or disrespectful behaviour.

### Rule number 3:

Follow the instructions given by the planning team or outside officials if given. These are to ensure your safety and enjoyment.

### Rule number 4:

GO AND ENJOY YOURSELF WITH YOUR AVATAR FAMILY!!!!

## Front Cover:

The amazing art work created for this year's meet up is by Ekirä, also know as Heather. I think you will agree she has captured the essence of this year's tag line very well. For a bit of fun she has also included two pineapples. Can you spot them? Irayo nitxan Ekirä.

## Disclaimers:

By participating and/or attending any portion of this meetup, you agree to and understand that this event is an informal meetup of friends. You will not hold any person/persons affiliated with "AvatarMeet" legally responsible for anything that may happen to you during the event. Attending is voluntary and done so with the knowledge that you will be responsible for your own actions.

James Cameron's Avatar™ is a trademark of Twentieth Century Fox Film Corporation. No endorsement implied.

This MeetUp Survival Guide is licensed under the Creative Commons Attribution-Share Alike 3.0 Unported License





# Welcome to AvatarMeet 2015!

Now in its fourth year and still going, AvatarMeet finds itself in Colorado. For once we are exploring the middle of the US as a change from the coasts. As usual there are some pre-meet activities of either camping or exploring Denver, before heading to Estes Park in the foothills of the Rocky Mountains to enjoy some important clan time together

Karyu Pawl is joining us and will give us a Na'vi refresher which will be more informal this year than previously to help consolidate what we have learnt over the previous years. So a massive IRAYO NÌTXAN to Pawl for teaching us the language of the Na'vi.


You may notice an abundance of pineapples in this MSG, and it is hoped this will be a bit of a theme for this meet up

This Meetup Survival Guide will give you the low down on what is planned for the event, along with useful information to help you get the most out your time with the clan. Everything we can think of is covered, from arrival until the time we have to say 'kìyevame,' but if you have any questions, please don't hesitate to ask. Enjoy your time with your Avatar family.

*Your AvatarMeet Planning Team*

---

## For James Horner...



This meet up may well be tinged with a hint of sadness following the sudden and tragic death of James Horner who died when his plane crashed on June 22nd. Our connection with this most talented man was through his amazing film scores. Music that provided the emotional connection between the audience and the story that unfolded on the big screen. His work on Avatar helped to transport us into the world of Pandora.

He said in 2009, when Avatar was released *"My job ... is to make sure at every turn of the film it's something the audience can feel with their heart"*. There is no doubt that he did this copiously, as each and everyone of us can feel

our Avatar emotional experiences come rushing back whenever we hear his music.

As we spare a moment for James and our thoughts for his friends and family who have to bear their terrible loss, he will always live on through his beautiful music and we have the sincere privilege to share that experience.

James Cameron and Jon Landau summed up his music on Avatar and the man perfectly:

*"James' music was the air under the banshees' wings, the ancient song of the forest, and the heartbeat of Eywa. We have lost not only a great teammate and collaborator, but a good friend. James' music affected the heart because his heart was so big."*



## Camping

For all who are taking part in the camping activity this year for AvatarMeet 2015, it will be taking place from Saturday July 18th - Tuesday July 21st. The camp will take place in the beautiful surroundings Jasper in south Colorado. The drive is over 6 hours, so take care with plenty of rest stops.

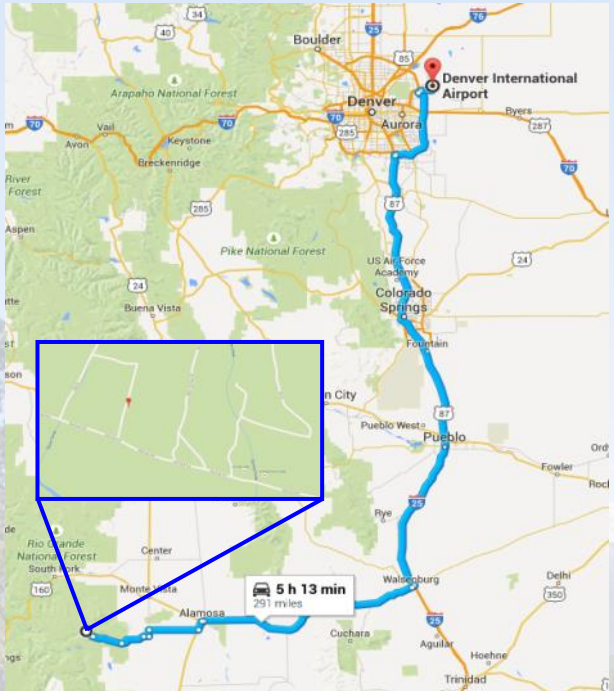
We will be at the camping area near Jasper. For those camping you will be responsible for bringing your own sleeping gear tent/ sleeping bag, etc. More information on camp food plans and other logistical information can be found on AvatarMeet.com

### Jasper Information:

Jasper started out as a mining camp in the late 1800s. The town of Jasper is at the base of Cornwall Mountain, some say named after the great tin mining county of Cornwall in England. The town of Jasper today is really a union of two mining towns, Jasper and Cornwall (the town of). The land was purchased in the early 1980s by a development organization and developed in to buildable lots/blocks for sale.

There are 204 individual properties with nearly 50 cabins. It's nestled nicely in the middle of the Rio Grande National Forest, giving Jasper residents a life time assurance of tranquillity. There is a main road that runs along the Alamosa River from the base of the San Luis Valley called 250. This road continues to the top of the continental divide, past the towns of Platoro and Summitville and over to the west side of the divide near Wolf Creek Pass and South Fork.

**Camp Motto:** Leave nothing but your irayo.



**Camping  
information on  
AvatarMeet.com**





# AvatarMeet 2014 In Greater Detail

## Wednesday July 22nd - Meet and Mingle

The hotel for this year's AvatarMeet is the Rodeway Inn, which is located in Estes Park. Below is some information to help your visit run as smoothly as possible.

If you are looking for a green road transport option to get to Estes Park, then there is a shuttle service that operates from Denver Amtrak train station, the Greyhound bus station and Denver International Airport.

Information about the service can be found here:

<http://www.estesparkshuttle.com/DIA-airport-shuttle>

Details about the Rodeway Inn, where we will be staying are as follows:

Phone: (001) 970 586 5363

Website: <https://www.choicehotels.com/colorado/estes-park/rodeway-inn-hotels/co211>

Check in time: 4 PM

Check out time: 11 AM

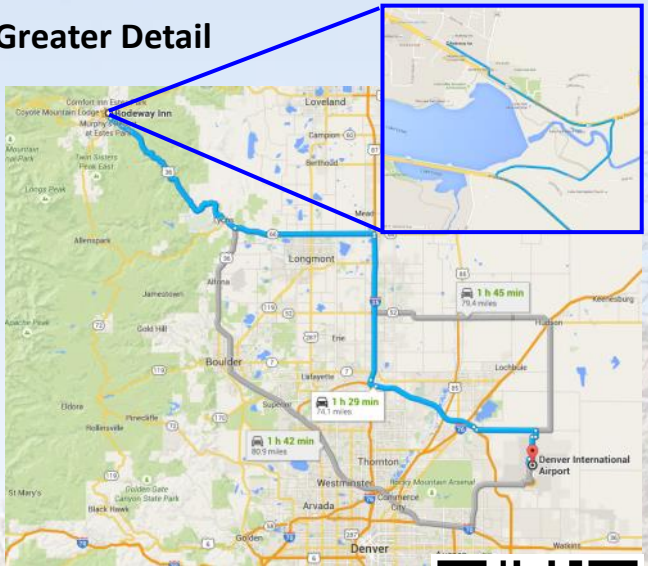
There is a free continental breakfast along with free coffee. Free hotel wide high speed internet is also available along with an indoor heated pool and hot tub. All rooms are air conditioned and include hair dryers and coffee makers.

Everyone needs to make sure they are at the hotel for 6 PM for the welcome event. It will be an opportunity for 'aysmuk' new and old to renew acquaintances. An overview of the meet up will be provided.

## Meet Up Summary

There are a number of activities still being finalised at the time of pulling this Meet Up Survival Guide together. Some them are the usual suspects like the all important viewing of Avatar. However, there will be no specific cosplay taking place. Instead we are intending to have a Na'vi arts and craft demonstration and you will have the opportunity to have a go yourself.

You will have the opportunity to have a look round the center of Estes, where most of the eating places are located and as you will see listed, there are a number of free



evening concerts. Not far from the town center is the cable car which will be worth a group outing to get some group photo and take in the vistas.

We will be undertaking some more volunteering again at a nature reserve in Boulder called Bluff Lake. Just like last year, this is our opportunity to follow through with one of the themes of Avatar, by helping with some habitat restoration. This will take place on the Friday.

There will be opportunities for some hike and exploring around Estes Park to take in some of the amazing views...wayyyy up in the mountains! On the Saturday evening we are being visited by Brooks Brown from Lightstorm, who is visiting the area, and will give us an update on Lightstorm's digital presence plans for Avatar.

## Visiting Denver



Not everyone will be camping, so for those arriving early there will be an opportunity to explore Denver. To help a guide to some of the local attractions has been provided.

### General Getting Around:

Denver's public transportation is easy, inexpensive and convenient. You can get pretty much anywhere in The Mile High City by light rail or bus, and oftentimes get there faster than by car. Below, you'll find some info and tips on how to take advantage of Denver's public transportation. Hop on board!

#### Riding the Bus

First, check out the Regional Transportation District's extremely user-friendly homepage for routes, fares and other pertinent info. Note: the Information Center (Tel: (001) 303 299 6000) is open weekdays from 6 a.m. to 8 p.m. and weekends and holidays from 9 a.m. to 6 p.m. Fares information here: <http://www.rtd-denver.com/DayPass.shtml>



Denver Bus  
Website



Denver Bus  
Map

#### Riding the Light Rail

There are six routes on the light rail network all converging in downtown. Check out the RTD website for routes, fares and other pertinent info. You can also call the RTD Telephone Information Center.



Denver Light  
Rail Website



Denver Light  
Rail Map

The RTD light rail system is divided into four fare zones: A, B, C and D. The number of zones you travel in for each one-way trip determines your fare.

**Taxis:**





Of course you may find that you need a taxi. Hotels and transport terminals are good place to find them and you will probably find that restaurants will order one for you at the end of the evening. Some useful taxi firms are:

**Metro Taxi:**

Website: <http://www.metrotaxidenver.com/>

Tel: (303) 333 3333

**Yellow Cab:**

Website: <http://www.denveryellowcab.com/>

Tel: (303) 777 7777

**Freedom Cabs:**

Website: <http://www.freedomcabs.com/>

Tel: (303) 444 4444

## Denver Tourist Listing:

The city got its name from the local Kansas Territorial Governor James Denver in hopes of gaining political favor. Unfortunately, Denver had retired by the time they named the town. There were originally three separate towns, with three separate names, where Denver now stands. In 1859, the other names were dropped in return for a barrel of whiskey to be shared by all. Fittingly enough, the first permanent structure in Denver was a saloon!

Interestingly the 13th step on the west side of the Colorado State Capitol Building is exactly 5,280 feet above sea level - one mile high. So if you are into golf, Denver's rarified air helps them travel 10 percent farther! The Mile High City is also extremely dry, so it is a good idea to drink more water than usual. With less water vapor in the air at this altitude, the sky really is bluer in Colorado. So while you are feeling a little light headed here's a few places that might be of interest to visit:



## 1 Denver's 16th Street Mall:

Denver's mile-long 16th Street Mall is the heart of the city. Designed by famed architect I.M. Pei, the pedestrian promenade is made of red, white and gray granite in a repeating pattern that, seen from above, resembles the skin of a Diamondback rattlesnake. Free electric shuttle buses travel up and down the Mall, stopping on every corner. Hop on and hop off, the free shuttles come every few minutes and make everything downtown easy to reach.



Tourist Information Center: 1001 16th St., Denver, CO 80202  
Tel: (001) 303 534-6161

## 2 Denver Zoo:

Lions, tigers, bears - and so much more! Set aside several hours for exploration in the Denver Zoo, an eye-opening experience for all ages. The fourth most popular zoo in the nation has 4,000 animals representing more than 750 species. The new Toyota Elephant Passage will give you an up-close-and-personal experience with massive Asian elephants. Predator Ridge has a pride of lions, while polar bears frolic in nearby Northern Shores - check them out above ground or underwater thanks to a specially designed viewing window. You'll also love Primate Panorama where fun-loving orangutans make their home.



Address: 2300 Steele St., Denver, CO 80205  
Tel: (001) 720 337 1400  
Hours: Open daily: 9am-5pm

## 3 Elitch Gardens Theme & Water Park:

Die hard roller coaster fans will find plenty to love at Elitch Gardens Theme & Water Park. Since 1890, Elitch Gardens has been America's only downtown theme and water park. The park is open May through October with 54 rides and attractions, live shows, thrilling roller coasters, an entire water park.



Address: 2000 Elitch Cir., Denver, CO 80204  
Tel: (001) 303 595-4386  
Hours: Vary - See Website

## 4 History Colorado Center:

Celebrate Colorado's glorious landscapes on a three-story multimedia presentation. Traverse an 80-foot map of the state using a "time machine." Virtually travel the plains in a Model T Ford. Don a headlamp and descend into the hard rock mine of Silverton. Soar off the world's first ski jump in Steamboat Springs. Do all this and more among Colorado's most historic treasures. True Colorado experiences come alive at the History Colorado Center, located in downtown Denver.



Address: 1200 Broadway, Denver, CO 80203  
Tel: (001) 303 447 8679  
Hours: Open daily: 10am-5pm



## 5 American Museum of Western Art - The Anschutz Collection:

A brand-new addition to Denver's art scene, the 26,000-square-foot American Museum of Western Art features masterpieces from the Anschutz Collection, including frontier-inspired works by Frederic Remington, George Catlin and Charles Marion Russell.



Address: 1727 Tremont Pl., Denver, CO 80202  
Tel: (001) 303 293-2000  
Hours: Mon & Wed: 10am or 1:30pm Hours subject to change. See website.

## 6 Civic Center Park

Civic Center Park is a two-block oasis filled with flower gardens and Old West art, located a stone's throw from Colorado's magnificent Capitol Building. Check out Allen True's murals, located in the park's Greek Theatre, depicting pioneers in the wilderness, and the two Western-themed bronze statues, *Bronco Buster* and *On the War Trail*, by Denverite Alexander Phimister Proctor.

Address: 1727 Tremont Pl., Denver, CO 80202

# Exploring Estes Park

Estes Park, will be base camp for AvatarMeet 2015. Kelutral will be the Rodeway Inn from where we will start our amazing adventures in Rocky Mountain National Park. For more than 100 years, Estes Park has been welcoming visitors. There is a rich wildlife and breath taking scenery enjoy and a town that provides the amenities we will need!

Peaks rise all around, from 8,500 feet to more than 14,000 feet, providing 'txantsan' views in every direction. Shops and galleries present a variety that spins from practical to whimsical. Wildlife is plentiful too - elk wander through downtown while artists can be seen dotted about if that is your thing! Other artists work in galleries or studios, shaping bronze into animals or blowing glass into exquisite bowls.



There are more than 200 retailers, restaurants and attractions line the downtown along Elkhorn and Moraine avenues. So we shouldn't go without! Some of the buildings feature rustic timber framing, reminiscent of Estes Park's homesteading era. Others have been updated and re-purposed, revealing the evolution of this unpretentious mountain village.

The great outdoors is something we won't be able to escape in Estes Park and hopefully get to explore. There are also many downtown activities that take place outside: jazz concerts, cowboy sing-a-longs, riverwalk strolls, etc.

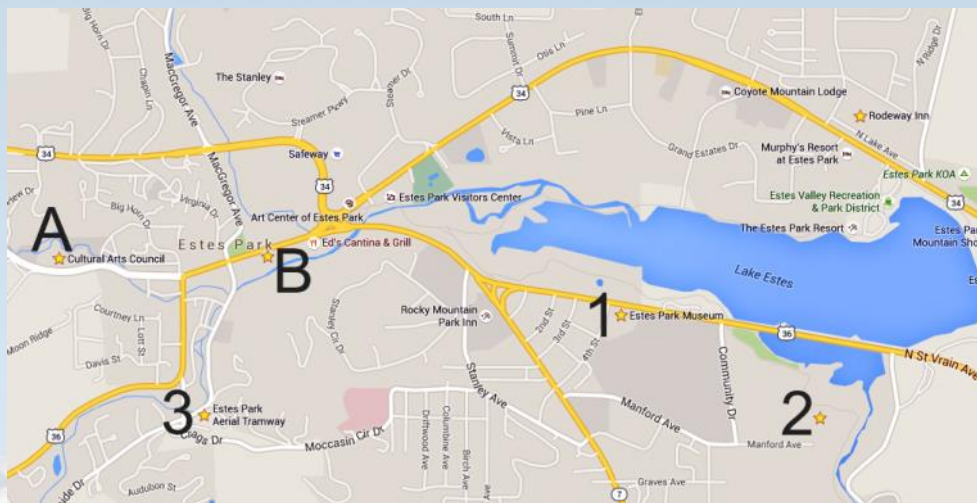












## 1 Estes Park Museum:

The Museum presents exhibits and programs detailing the Estes Park area's history from the Ice Age to today.

Address: 200 Fourth St., Estes Park, CO 80517  
 Tel: (001) 970 586 6256  
 Hours: Monday - Saturday 10 a.m. - 5 p.m. and Sunday 1 - 5 p.m.



## 2 Memorial Observatory:

The Estes Park Memorial Observatory (EPMO) is a community resource dedicated to fostering scientific education of children in Estes Park and serving as an educational venue for the community and visitors. EPMO holds events throughout the year in conjunction with the local school system, the Estes Valley Astronomical Society and the Rocky Mountain National Park.

Address: 1600 Manford Ave , Estes Park, CO 80517  
 Tel: (001) 970 586 5668  
 Hours: By appointment



## 3 Aerial Tramway:

Gain a bird's-eye view of Estes Park without having to hike! The Estes Park Aerial Tram safely whisks you above the treetops to the summit of Prospect Mountain.

Operating daily from the end of May to early September, the tram is one of the few European-style cable cars operating in the United States. Instead of using towers to support the wires, the tram, built and designed by Robert Heron, travels across a free span of wires strung between top and bottom stations.





Address: 420 East Riverside Dr., Estes Park, CO 80517  
Tel: (001) 970 586 3675  
Hours: Open daily from 9 a.m. to 6 p.m  
Price: \$12

## Estes Park Events During Our Stay:

It seems the town has quite a music focus, especially during the summer, with various free to attend evening concerts. Here are the events on while we are there ('A' and 'B' are located on the Estes Park map):

### A—Performance Park:

The Performance Park Summer Concert Series is a line-up of local and nationally known performers. Sit back, relax and enjoy live music and entertainment at the beautiful outdoor amphitheater, Performance Park, located at 417 W. Elkhorn Ave.

#### Wednesday July 22:

David Boyd. From 7 pm to 8:30 pm

#### Thursday July 23:

Banjo Sam. From 7 pm to 8:30 pm

#### Saturday July 25:

Rocky Mountain National Park Centennial Concert with Brad Fitch.  
From 6 pm.



### B—Barlow Plaza:

Enjoy the sounds of live melodies along the beautiful Riverwalk at the Barlow Plaza outdoor venue. Located between Poppy's Pizza and Mama Rose's Italian Restaurant, soak in the atmosphere of Estes Park while enjoying entertaining live music mix of pop, rock and folk music.

#### Wednesday July 22:

Branden Sipes. From 5:30 pm to 7:30 pm

#### Friday July 24:

Richard Geppinger From 5:30 pm to 7:30 pm

#### Saturday July 25:

Branden Sipes. From 5:30 pm to 7:30 pm



## Getting Around Estes Park:



We will probably be doing the car thing, but if there is need or the opportunity arises then there is a free bus service in Estes Park. There are five town shuttle routes and also a Rocky Mountain National Park hiker shuttle service. The 'blue' route operates to and from the Rodeway Inn where we are staying to take you into the town center. It operated daily from 9 am to 10 pm.

For more information you can contact the Estes Park Visitor Center on (001) 970 577 9900. The map and timetable is provided over the next two pages.



## Estes Park FREE Shuttle Information

www.estes.org/shuttles

Call 970-577-9900 or visit the Estes Park Visitor Center.

### Gold Route (Trolley) ★ ★ ★

**Stop** (The trolley loop takes approximately 20-30 minutes to complete - traffic dependent.)

| #  | Code  | Location of Stop          | Depart Time |
|----|-------|---------------------------|-------------|
| 1  | 15012 | Estes Park Visitor Center | 00          |
| 2  | 15020 | Board Plaza / Town Hall   | 01          |
| 3  | 15031 | Local's Grill             | 02          |
| 4  | 15048 | The Owl Café Food Shop    | 03          |
| 5  | 15054 | Tanager Park              | 04          |
| 6  | 15065 | West Park Center          | 05          |
| 7  | 15077 | Mammoth Inn               | 06          |
| 8  | 15083 | Edison Lodge              | 07          |
| 9  | 15096 | Mc. Wadsworth Center      | 08          |
| 10 | 15106 | The Gravel Restaurant     | 09          |
| 11 | 15110 | The Trolley Post          | 10          |
| 12 | 15123 | Below Plaza               | 11          |
| 1  | 15012 | Estes Park Visitor Center | 12          |

The trolley loop takes approximately 20-30 minutes to complete - traffic dependent.

### Brown Route → → →

**Stop** Location of Stop Depart Time

| #  | Code  | Location of Stop                     | Depart Time |
|----|-------|--------------------------------------|-------------|
| 1  | 13017 | Estes Park Visitor Center            | 00          |
| 2  | 13029 | Cadillac & Sunny Motel               | 05          |
| 3  | 13038 | Prospect Estates Dr. & Pleasant Dr.  | 09          |
| 4  | 13040 | Merry Lake Campground                | 11          |
| 5  | 13055 | National Park Village                | 15          |
| 6  | 13064 | Agate Trail Ridge Inn                | 17          |
| 7  | 13072 | Elk Meadows Lodge & RV Park          | 19          |
| 8  | 13066 | Elk Creek Rd. & Hwy 66 (Valley Road) | 20          |
| 9  | 13093 | Durham Inn                           | 22          |
| 10 | 13103 | East Portal Campground               | 26          |
| 11 | 13119 | YMCA Heritage Auditorium             | 32          |
| 12 | 13126 | Glacier Lodge                        | 36          |
| 13 | 13135 | Rockmount Outcrops                   | 37          |
| 14 | 13142 | Beaver Meadows Visitor Center        | 42          |
| 15 | 13157 | National Park Village                | 47          |
| 16 | 13161 | Mountain Chalet Restaurant           | 48          |
| 17 | 13174 | Drive east of Nederland              | 49          |
| 18 | 13188 | Possibility Square                   | 52          |
| 19 | 13190 | Below Plaza                          | 55          |
| 1  | 13017 | Estes Park Visitor Center            | 00          |

## Park and Ride Locations

Fairgrounds Park-n-Ride: 1209 Marston Ave., Estes Park, CO 80517

Estes Park Visitor Center: 500 Big Thompson Ave., Estes Park, CO 80517

For a disabled access shuttle on the Red Route call 970-586-4920 or 970-577-9900

**Red Route** ■ ■ ■

**Stop** Location of Stop Depart Time

| #  | Code  | Location of Stop            | Depart Time |
|----|-------|-----------------------------|-------------|
| 1  | 11015 | Estes Park Visitor Center   | 00          |
| 2  | 11027 | Sunny Hotel                 | 03          |
| 3  | 11036 | Tanager Creek Outlets       | 11          |
| 4  | 11043 | McGregor Mountain Lodge     | 13          |
| 5  | 11058 | Fair River Visitor Center   | 15          |
| 6  | 11062 | Estes Park Center           | 17          |
| 7  | 11070 | Aspen Woods on Fall River   | 18          |
| 8  | 11089 | Boulder Brook on Fall River | 19          |
| 9  | 11091 | Stonebrook Resort           | 20          |
| 10 | 11101 | Nicky Woods Lodge           | 21          |
| 11 | 11117 | Sunny Hotel                 | 25          |
| 1  | 11015 | Estes Park Visitor Center   | 30          |

### Blue Route ● ● ●

**Stop** Location of Stop Depart Time

| #  | Code  | Location of Stop                   | Depart Time |
|----|-------|------------------------------------|-------------|
| 1  | 12010 | Estes Park Visitor Center          | 00          |
| 2  | 12023 | Fert Inn                           | 02          |
| 3  | 12034 | Best Western Plus Silver Saddle    | 03          |
| 4  | 12047 | Comfort Inn                        | 04          |
| 5  | 12062 | Gumby Camp                         | 05          |
| 6  | 12068 | Lake Estes Marina                  | 07          |
| 7  | 12075 | West of Olympus Lodge              | 10          |
| 8  | 12081 | Estes Park KOA                     | 12          |
| 9  | 12099 | Good Samaritan Estes Park Village* | 15          |
| 10 | 12109 | Thorne Point Apartments*           | 16          |
| 11 | 12113 | Solid Family Health Center*        | 16          |
| 12 | 12121 | Crossroads Memory*                 | 17          |
| 13 | 12132 | Roadway Inn                        | 18          |
| 14 | 12145 | Lake Forest Dr. at Ranch Meadows   | 20          |
| 15 | 12150 | Lower Stanley Village              | 24          |
| 1  | 12010 | Estes Park Visitor Center          | 30          |

## Service Times

**Brown Route:** Starts at 8 a.m. with the final trip beginning at 9 p.m.

**Silver Route:** Starts at 8:45 a.m. with the final trip beginning at 9:15 p.m.

**Blue, Red, & Gold Routes:** Start at 9 a.m. with the final trips beginning at 9:30 p.m.

### About the Estes Park FREE Shuttles

Park your car and ride a FREE shuttle to any of the 63 stops in the Estes Park area. We recommend using the parking lots at the Fairgrounds at Stanley Park, Park-n-Ride or the Estes Park Visitor Center. Board or depart the shuttle at any designated stop. Each shuttle and stop sign are marked with the color and symbol that matches the route. Scan the QR code or go to [www.estes.org/shuttles](http://www.estes.org/shuttles) and use the "stop code" for arrival times and to check for connections. Stop times may vary. Please note that shuttles can be delayed by traffic, weather, special events, and wildlife.

### Silver Route → → →

**Stop** Location of Stop Depart Time

| # | Code  | Location of Stop                     | Depart Time |
|---|-------|--------------------------------------|-------------|
| 1 | 14011 | Stonebridge Arts on Grants Avenue    | 45          |
| 2 | 14024 | Fairgrounds Park-n-Ride              | 48          |
| 3 | 14030 | Estes Park Medical Center            | 53          |
| 4 | 14048 | Estes Park Conference Center         | 56          |
| 5 | 14053 | Estes Park Visitor Center            | 00          |
| 6 | 14089 | Estes Park Event Center              | 05          |
| 7 | 14076 | Estes Park Senior Center/Museum      | 06          |
| 8 | 14092 | Sculpture Garden (one stop per hour) | 10          |
| 1 | 14011 | Stonebridge Arts on Grants Avenue    | 15          |

### Connect to the Rocky Mountain National Park Hiker Shuttle

#### Park Entrance Fees Apply

Catch the FREE Hiker Shuttle at the Estes Park Visitor Center or the Beaver Meadows Visitor Center and enjoy the comfort and ease of traveling to Rocky Mountain National Park. For detailed shuttle and park information: Call: 970-586-1206 or go to: [www.nps.gov/romo](http://www.nps.gov/romo)



### Rocky Mountain National Park Free Shuttles

**Route** Description

| Route | Description  |
|-------|--|
| Hiker | Board the Hiker Shuttle at the Estes Park Visitor Center or the Beaver Meadows Visitor Center and transfer to other shuttles at the Bear Lake Park-n-Ride. |
| Board | Board the Bear Lake Shuttle at the Bear Lake Park-n-Ride to access other stops.  |
| Board | Board the Maroon Park Shuttle at the Bear Lake Park-n-Ride to access other stops.  |

# ESTES PARK FREE SHUTTLES



## Schedule and Map



### Service Dates:

June 27 - September 13, 2015

Celebrating 10 years of service in 2015!

4 out of 5 elk agree, "It's the best way to get around Estes Park!"



estes.org/shuttles

Summer 2015



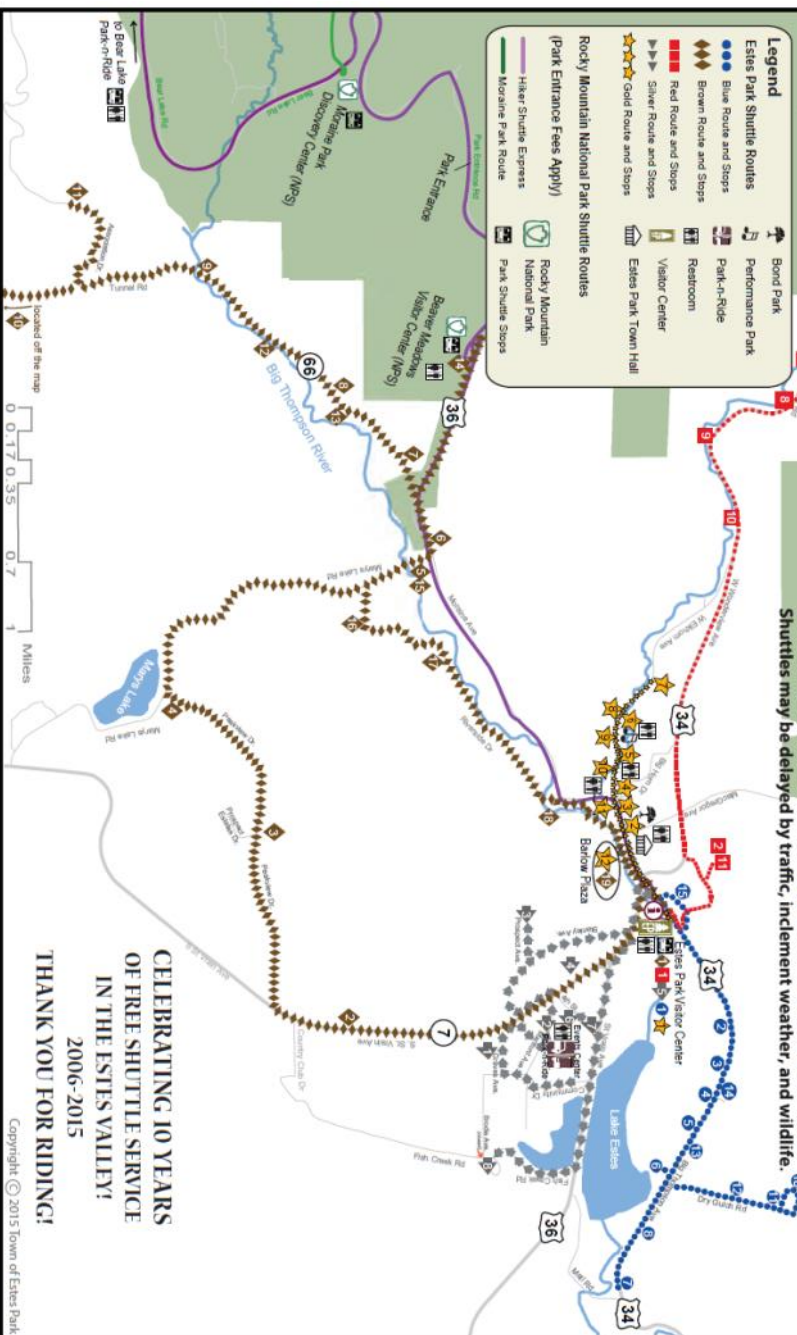
# ESTES PARK FREE SHUTTLE 2015



ESTES PARK  
COLORADO

Call 970-577-9900 for more information

Operating daily June 27 through September 13. Silver Route 8:45 a.m. to 9:44 p.m.  
Gold, Blue, and Red Routes operate 9 a.m. - 9:59 p.m., Brown Route 8 a.m. - 9:59 p.m.  
For a disabled accessible bus, call 970-586-4920 or 970-577-9900.  
Shuttles may be delayed by traffic, inclement weather, and wildlife.



CELEBRATING 10 YEARS  
OF FREE SHUTTLE SERVICE  
IN THE ESTES VALLEY!

2006-2015

THANK YOU FOR RIDING!

Copyright © 2015 Town of Estes Park

## Wildlife Watching:

Estes Park is surrounded by protected lands that offer natural habitat to hundreds of animal species. So we are very likely to encounter some of our wilder residents. Here's some information about them

### The Big Guys (and Gals)

When it comes to wildlife encounters, often the most jaw-dropping are with the larger animals. In the Estes Valley and the national park, this typically means sighting regal elk and charismatic mule deer. With around 3,000 elk in Rocky Mountain National Park and Estes Park, interactions between humans and elk are a daily occurrence.



Similar to elk, mule deer abound throughout the area and, while much more skittish, will often 'pose' for pictures with their wide, dewy eyes looking straight at your lens. Into the wilderness guests may glimpse one of the park's most mysterious animals, the moose. Most often seen past Trail Ridge Road's Alpine Visitor Center, on the western side of the park, these incredible creatures can occasionally be spotted in the Wild Basin area, near Cub Lake or along Fall River Road. Keep your eyes peeled for these massive mammals - they're surprisingly hard to spot!



Other larger mammals in the area include big horn sheep, black bears and cats. Sheep are often seen around Sheep Lakes in the national park during the summer months, along Fall River Road and in the Big Thompson Canyon (along Highway 34). Bears occasionally are spotted in the park or near town, when not hibernating. Precautions must be taken to secure food in order to protect the bears, the people exploring their

habitat and other personal property. Large cats in the area include mountain lion, bobcat and the rare Canadian lynx. Mountain lions are very stealthy and difficult to spot. Bobcats and lynx look very similar, but if you spot one, you've likely just seen a bobcat! Bobcats can be found in the park as well as in and around Estes Park.



### The Little Critters

While the larger mammals get the glory, the little creatures get the smiles. Sometimes referred to as the 'welcoming committee', the smaller of the furry friends can be seen quite often, especially around picnic areas and in the open meadows (though please keep in mind that it is illegal and unhealthy to feed them). Chipmunks, ground squirrels and rabbits frolic and scurry through the park and parts of Estes Park. Beaver may be found along the waterways around town and the park, while otters make their homes by the Colorado River on the west side of the park. In the higher elevations and in the alpine tundra (above the tree line), look out for marmots and pikas.



Additional animals found in the area include coyotes, garter snakes, the rare boreal toad, fox, porcupines, bats, mice, fish and more. For more on these and other wild animals in the area, please visit the national park website at [NPS.gov/ROMO](https://www.nps.gov/ROMO).



## Wildlife-Watching Safety

Being knowledgeable about the wildlife, their behaviors and habitats will help in knowing where to go, when to be on alert and when to adjust your behavior to ensure safety. Here are a few tips to help keep you and the animals safe:

- ⇒ Keep a safe distance - if the animal changes its behavior or notices you, you are likely too close.
- ⇒ Never approach or attempt to touch wildlife!
- ⇒ Be aware of sensitive times, such as spring calving and fall mating seasons for elk and moose, when animals can be aggressive or defensive.
- ⇒ Bring binoculars to observe wildlife from a safe distance.
- ⇒ Obey all state and national park laws. Observe signs or postings of area closures.
- ⇒ If you spot wildlife while driving, avoid stopping abruptly. Look for a place where you can slowly and fully pull off the road to park.

Follow proper procedures and regulations to secure food and food trash whether in the car, at the campground or in your lodging: Use bear-proof containers, lockers or trash receptacles (the trunk of your car is not bear-proof), close windows, and lock doors of unoccupied cars or lodging (find more at [NPS.gov/ROMO](https://www.nps.gov/ROMO)).

## Lions, Tigers and Bears Oh My!

Though there are no tigers in Rocky Mountain National Park, mountain lion and black bear sightings have increased throughout the park over the past several years. There are no grizzly bear in the park. The lions are an important part of the park ecosystem, helping to keep deer and other prey populations in check, while bear are infamous omnivores which rarely kill animals of any great size for food. Although lion attacks are rare and bear attacks are even more rare, they are possible, as is injury from any wild animal. We offer the following recommendations to increase your safety:

- ⇒ In campgrounds and picnic areas, if there is a food storage locker provided, use it.
- ⇒ Avoid storing food and coolers in your vehicle. If you must, store food in airtight containers in the trunk or out of sight. Close vehicle windows completely.
- ⇒ Do not store food in tents or pop-up campers in campgrounds, or in vehicles at trailheads.
- ⇒ Food, coolers, and dirty cookware left unattended, even for a short time, are subject to confiscation by park rangers; citations may be issued.
- ⇒ All coolers, even those considered bear proof (such as Yeti) must be stored or secured when the site is unoccupied or unattended.
- ⇒ Dispose of garbage in bear-resistant dumpsters and trash cans.
- ⇒ Human-fed bears usually end up as chronic problems and need to be removed - **A fed bear is a dead bear.**

- ⇒ In the backcountry, store food, scented items, and garbage in commercially available bear-resistant portable canisters.
- ⇒ Pack out all garbage.
- ⇒ Never try to retrieve anything from a bear.
- ⇒ Report all bear incidents to a park ranger.
- ⇒ Avoid walking alone.

### **What should you do if you meet a Mountain Lion?**

Never approach a mountain lion especially one that is feeding or with kittens. Most mountain lions will try to avoid confrontation. Always give them a way to escape. Don't run. Stay calm. Hold your ground or back away slowly. Face the lion and stand upright. Do all you can to appear larger. Grab a stick. Raise your arms. If you have small children with you, pick them up. If the lion behaves aggressively, wave your arms, shout and throw objects at it. The goal is to convince it that you are not prey and may be dangerous yourself. If attacked, fight back! Generally, mountain lions are calm, quiet, and elusive. The chance of being attacked by a mountain lion is quite low compared to many other natural hazards. There is, for example, a far greater risk of being struck by lightning than being attacked by a mountain lion. Report all incidents to a park ranger.

### **What should you do if you meet a black bear?**

Never approach a bear. Keep children beside you. There is more safety in numbers; it is best to travel in a close group. If a bear approaches you, stand up tall, and make loud noises- shout, clap hands, clang pots and pans. When done immediately, these actions have been successful in scaring bears away. However, if attacked, fight back! Never try and retrieve anything once a bear has it. Report all incidents to a park ranger.

## **And Finally, The Weather:**

In Estes Park, summer saunters in with average highs in the 70s, very little humidity, and cool evenings that beg you to leave the windows open. It's the season when you need a pair of shorts as well as a light jacket. Chances are you'll wear both-and sunglasses. The sun shines most every day-summer through winter. Rains vary with the year, but typically storms brew on summer afternoons. They don't last long though, just long enough to water the flowers and keep meadows green.





A portrait of James Horner, a man with curly hair and a goatee, smiling. The image has a blue tint. In the background, there are faint musical notes and a silhouette of a mountain range.

*You teach me how to see  
All that's beautiful  
My senses touch your world  
I never pictured  
Now I give my hope to you  
I surrender  
I pray in my heart  
that this world never ends  
I see me through your eyes*

*James Horner  
1953 - 2015*

